




ARIROTM

THE WORLD OF PUMP

EARTH
CREATE A
WATER
WE CREATE A FEEL OF
PRESSURE



SMART
WATER PUMP
MORE QUIET
MORE POWER



Technical Specification :

1. **Maximum Liquid Temperature :**
+0~ +80C
2. Copper Winding
3. Brass Impeller
4. Premium Quality Pressure Tank
5. **Shaft :** Stainless Steel AISI 410
6. TOP - Thermal Overload Protector

APPLICATION :

Suitable for water supply in bathroom, Salon, Hotel, Restaurants, Corporate Office and many more application...

POWER PRO 120

120W/0.15 HP



MRP :
₹. 5,100/-

Suitable for Any One Application

- A) One Connection at a time
(Taps / Shower / Geyser / Health faucet / Kitchen Sink / water purifier / Washing Machine [Semi / Fully (Top / Front Load)])
- B) Shower upto 4" x 4" with normal mixture & Divertor

M. Flow	Pipe Size	M. Head	RMP
28L/Min	1/2" or 3/4"	9m	2800

POWER PRO 150

150W/0.20 HP



MRP :
₹. 7,350/-

Suitable for 1BHK or One Application (With High Performance)

- A) 1 or 2 Connection at a time
(Taps / Shower / Geyser / Health faucet / Kitchen Sink / water purifier / Washing Machine (Semi / Fully (Top / Front Load)))
- B) Shower upto 6" x 6" with Normal divertor & mixture

M. Flow	Pipe Size	M. Head	RMP
35L/Min	1/2" or 3/4"	10m	2800

POWER PRO 270

270W/0.35 HP



MRP :
₹. 10,350/-

Suitable for 2BHK or 1BHK Application (with high Performance)

- A) 2 or 3 Connection at a time
(Taps / Shower / Geyser / Health faucet / Kitchen Sink / water purifier / Washing Machine (Semi / Fully (Top / Front Load)))
- B) Shower upto 12" x 12" with Normal diverter & mixture (1BHK)
- C) Shower upto 8" x 8" with Normal diverter & mixture (2BHK)
- D) Shower 6" x 6" with 4Pcs Body jet 2" x 2"

M. Flow	Pipe Size	M. Head	RMP
60L/Min	3/4" or 1"	13m	2800

FEATURES

- | | |
|---|--|
| 1) Super Silent | 5) H Class Insulation (temperature upto - 180°C) |
| 2) Compact Design | 6) with 3 (Three) Star ratings |
| 3) Ideal for continuous running water | 7) Energy saver pump |
| 4) Long Lasting Quality - with zero Maintenance | 8) TOP - Thermal Overload Protection |

**NOTE: PUMP SHOULD NOT BE INSTALLED FOR OPEN FLUSH TANK
DON'T RUN PUMP WITHOUT WATER**

POWER PRO 1

180W/0.25 HP



MRP :
₹. 6,675/-

Suitable for 1 bathroom (any one combination)

- A) 2 or 3 Connection at a time
(Taps / Shower / Geyser / Health faucet / Kitchen Sink / Washing Machine (Semi / Fully (Top / Front Load)))
- B) Shower upto 8" x 8"
- C) Shower 6" x 6" with 4Pcs. Body Jet 2" x 2"

M. Flow	Pipe Size	M. Head	BAR	Tank
28L/Min	3/4" x 1/2"	20m	1.2 to 2.0	1Ltr.

POWER PRO 2

270W/0.35 HP



MRP :
₹. 7,650/-

Suitable for 2BHK or 1BHK (With High Performance) (any one combination)

- A) 3 or 4 Connection at a time
(Taps / Shower / Geyser / Health faucet / Kitchen Sink / Washing Machine (Semi / Fully (Top / Front Load))
- B) Shower upto 12" x 12" for (1BHK)
- C) Shower 6" x 6" with 4Pcs. Body Jet 4" x 4" for (2BHK)

M. Flow	Pipe Size	M. Head	BAR	Tank
35L/Min	1" x 1"	24m	1.8 to 2.4	2Ltr.

POWER PRO 3

370W/0.50 HP



MRP :
₹. 8,625/-

Suitable for 2BHK or 1BHK (any one combination)

- A) 3 or 4 Connection at a time
(Taps / Shower / Geyser / Health faucet / Kitchen Sink / Washing Machine (Semi / Fully (Top / Front Load))
- B) Shower upto 24" x 12" can be used
- C) Shower upto 12" x 12" for (2BHK)
- D) Shower 8" x 8" with 4Pcs. Body Jet 4" x 4" for (2BHK)
- E) Shower 12" x 12" with 4Pcs. Body Jet 2" x 2" for (1BHK)

M. Flow	Pipe Size	M. Head	BAR	Tank
42L/Min	1" x 1"	28m	2.2 to 3.0	2Ltr.

POWER PRO 4

750W/1.00 HP



MRP :
₹. 15,750/-

Suitable for 3BHK or 2BHK (any one combination)

- A) 6 or 8 Connection at a time
(Taps / Shower / Geyser / Health faucet / Kitchen Sink / Washing Machine (Semi / Fully (Top / Front Load))
- B) Shower upto 24" x 18" can be used with mult flow for (1BHK)
- C) Shower upto 18" x 12" for (2BHK)
- D) Shower 8" x 8" with 4Pcs. Body Jet 4" x 4" for (3BHK)
- E) Shower 12" x 12" with 4Pcs. Body Jet 2" x 2" for (2BHK)

M. Flow	Pipe Size	M. Head	BAR	Tank
55L/Min	1" x 1"	35m	3.0 to 4.5	2Ltr.

POWER PRO 5

1100W/1.50 HP



MRP :
₹. 24,750/-

Suitable for 4BHK or 3BHK (any one combination) for Villas or Industrial use

- A) 6 or 8 Connection at a time
(Taps / Shower / Geyser / Health faucet / Kitchen Sink / Washing Machine (Semi / Fully (Top / Front Load))
- B) Shower upto 24" x 18" can be used with mult flow for (1BHK)
- C) Shower upto 18" x 12" for (2BHK)
- D) Shower 8" x 8" with 4Pcs. Body Jet 4" x 4" for (3BHK)
- E) Shower 12" x 12" with 4Pcs. Body Jet 2" x 2" for (2BHK)

M. Flow	Pipe Size	M. Head	BAR	Tank
90L/Min	1 1/2" x 1 1/2"	50m	4.1 to 5.5	2Ltr.

FEATURES

- 1) Auto Cut-off
- 2) Long Lasting Quality - with zero Maintenance
- 3) F Class Insulation (temperature upto - 160°C)
- 4) with 3 (Three) Star ratings
- 5) Energy saver pump
- 6) TOP - Thermal Overload Protection
- 7) Brass Impeller
- 8) Premium Quality Pressure Tank
- 9) Shaft with Stainless Steel AISI 410
- 10) Bearing C & U (Premium Quality)

**NOTE: PUMP SHOULD NOT BE INSTALLED FOR OPEN FLUSH TANK
DON'T RUN PUMP WITHOUT WATER**

RIO - 100

0.15 HP



MRP :
₹. 15,700/-

Suitable for 1BHK (any one combination)

- A) 3 or 5 Connection at a time
(Taps / Shower / Geyser / Health faucet / Kitchen Sink / Washing Machine (Semi / Fully (Top / Front Load))
- B) Shower upto 18" x 12" can be used
- C) Shower 8" x 8" with 4Pcs. Body Jet 4" x 4" for (2BHK)

M. Flow	Pipe Size	M. Head	BAR	Tank
30 to 40L/Min	1" x 1"	30m	1.8 to 3.0	2Ltr.

RIO - 200

0.25 HP



MRP :
₹. 17,700/-

Suitable for 2BHK or 1BHK (any one combination)

- A) 4 or 6 Connection at a time
(Taps / Shower / Geyser / Health faucet / Kitchen Sink / Washing Machine (Semi / Fully (Top / Front Load))
- B) Shower upto 24" x 12" can be used
- C) Shower upto 12" x 12" for (2BHK)
- D) Shower 8" x 8" with 4Pcs. Body Jet 4" x 4" for (2BHK)
- E) Shower 16" x 16" with 4Pcs. Body Jet 2" x 2" for (1BHK)

M. Flow	Pipe Size	M. Head	BAR	Tank
35 to 50L/Min	1" x 1"	35m	2.8 to 4.0	2Ltr.

RIO - 400

0.50 HP



MRP :
₹. 20,100/-

Suitable for 2BHK With High Performance (any one combination)

- A) 6 or 8 Connection at a time
(Taps / Shower / Geyser / Health faucet / Kitchen Sink / Washing Machine (Semi / Fully (Top / Front Load))
- B) Shower upto 24" x 18" can be used with multi Flow
- C) Shower upto 12" x 12" for (2BHK)
- D) Shower 10" x 10" with 4Pcs. Body Jet 4" x 4" for (2BHK)
- E) Shower 16" x 16" with 4Pcs. Body Jet 2" x 2" for (1BHK)

M. Flow	Pipe Size	M. Head	BAR	Tank
40 to 60L/Min	1" x 1"	45m	3.2 to 4.5	2Ltr.

RIO - 800

1.10 HP



MRP :
₹. 22,400/-

Suitable for 2BHK or 3BHK With High Performance (any one combination)

- A. 6 or 8 Connection at a time
(Taps / Shower / Geyser / Health faucet / Kitchen Sink / Washing Machine (Semi / Fully (Top / Front Load))
- B. Shower upto 36" x 18" can be used with multi Flow
- C. Shower upto 24" x 12" for (2 BHK)
- D. Shower 10" x 10" with 4Pcs. Body Jet 4" x 4" for (3 BHK)
- E. Shower 24" x 12" with 4Pcs. Body Jet 2" x 2" for (1 BHK) with multi flow

M. Flow	Pipe Size	M. Head	BAR	Tank
55 to 70L/Min	1" x 1"	50m	3.8 to 5.0	2Ltr.

FEATURES

- 1) Auto Cut-off
- 2) Long Lasting Quality - with zero Maintenance
- 3) F Class Insulation (temperature upto - 160°C)
- 4) with 3 (Three) Star ratings
- 5) Energy saver pump
- 6) TOP - Thermal Overload Protection
- 7) Brass Impeller
- 8) Shaft with Stainless Steel AISI 410
- 9) Bearing C & U (Premium Quality)
- 10) Japan Technology

**NOTE: PUMP SHOULD NOT BE INSTALLED FOR OPEN FLUSH TANK
DON'T RUN PUMP WITHOUT WATER**

RIO - 50/2

0.5 HP



MRP :
₹. 21,600/-

Suitable for 1BHK (any one combination)

- A) 4 or 5 Connection at a time
(Taps / Shower / Geyser / Health faucet / Kitchen Sink / Washing Machine (Semi / Fully (Top / Front Load))
- B) Shower upto 12" x 12" can be used
- C) Shower 8" x 8" with 4Pcs. Body Jet 4" x 4" for (2BHK)
- D) Shower panel with 2Pcs. Body Jet 2" x 2"

M. Flow 40L/Min	Pipe Size 1" x 1"
M. Head 12m	BAR 3.0 to 4.0

RIO - 75/3

0.75 HP



MRP :
₹. 27,000/-

Suitable for 2BHK or 1BHK (any one combination)

- A) 5 or 6 Connection at a time
(Taps / Shower / Geyser / Health faucet / Kitchen Sink / Washing Machine (Semi / Fully (Top / Front Load))
- B) Shower upto 24" x 12" can be used
- C) Shower upto 12" x 12" for (2BHK)
- D) Shower 8" x 8" with 4Pcs. Body Jet 4" x 4" for (2BHK)
- E) Shower 12" x 12" with 4Pcs. Body Jet 2" x 2" for (1BHK)

M. Flow 60L/Min	Pipe Size 1" x 1"
M. Head 17m	BAR 4.0 to 5.0

RIO - 100/4

1.00 HP



MRP :
₹. 31,600/-

Suitable for 2BHK With H P (any one combination)

- A) 6 or 8 Connection at a time
(Taps / Shower / Geyser / Health faucet / Kitchen Sink / Washing Machine (Semi / Fully (Top / Front Load))
- B) Shower upto 24" x 18" can be used with multi Flow
- C) Shower upto 12" x 12" for (2BHK)
- D) Shower 10" x 10" with 4Pcs. Body Jet 4" x 4" for (2BHK)
- E) Shower 16" x 16" with 4Pcs. Body Jet 2" x 2" for (1BHK)

M. Flow 100L/Min	Pipe Size 1" x 1"
M. Head 6m	BAR 5.0 to 6.0

RIO - 150/5

1.50 HP



MRP :
₹. 39,000/-

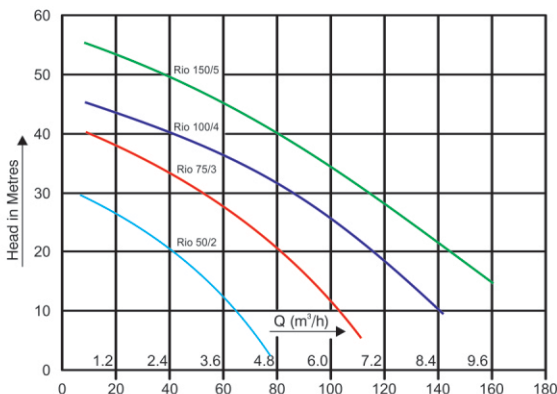
Suitable for 2BHK or 3BHK With High Performance (any one combination)

- A. 6 or 8 Connection at a time
(Taps / Shower / Geyser / Health faucet / Kitchen Sink / Washing Machine (Semi / Fully (Top / Front Load))
- B. Shower upto 36" x 18" can be used with multi Flow
- C. Shower upto 24" x 12" for (2 BHK)
- D. Shower 10" x 10" with 4Pcs. Body Jet 4" x 4" for (3 BHK)
- E. Shower 24" x 12" with 4Pcs. Body Jet 2" x 2" for (1 BHK) with multi flow

M. Flow 120L/Min	Pipe Size 1" x 1"
M. Head 18m	BAR 6.0 to 7.0


PRESSURE CONTROLLER PUMP

Power		Pipe Size		M ³ /h	0	1.2	2.4	3.6	4.8	6	7.2	8.4	9.6
kW	HP	Suction	Delivery	l/min	0	20	40	60	80	100	120	140	160
0.60	0.80	1"	1"	Head/m	30	25	21	17	6				
0.75	1.00	1"	1"	Head/m	40	35	30	26	16	6			
1.10	1.50	1"	1"	Head/m	50	41	37	33	29	24	18	6	



Salient Features

- Suction and Delivery Chamber is of cast Iron and anti corrosive coating
- Stainless Steel AISI 304 Impeller and Diffusers
- Stainless Steel Shaft AISI 410
- Built in Winding Protector
- Insulation Class F



Application

The stainless steel horizontal centrifugal pump is applicable to household water supply, equipment support, pipeline pressurization, garden watering, vegetable greenhouse watering, fish farming and poultry raising, industrial and mining, water supply and drainage in high-rise buildings, central air conditioners and centralized heating circulation systems.

PUMP Features

- AISI 304 shaft
- Max. liquid temperature: +85°
- Altitude: up to 1000m
- Max. suction: 8m
- Max. inlet pressure: limited by
- Max. operating pressure 8 bar

Motor Features

- Motor with copper winding
- Built-in thermal protector for single phase motor
- Insulation class: F
- Protection class: IP44
- Max. ambient temperature: +40°

Model	M.R.P	Power (HP)	Max. H	Max. Flox	Size	N/W	Q (m³/h)	1	1.5	2	2.4	3	3.6	4.2
			m	(m³/h)	inch	Kg	Q (L/min)	H (m)	16	25	33	40	50	60
Torque 500	45,380.00	0.5	21	4.2	1" x 1"	6		19	18	16	15	13	10	6

Model	M.R.P	Power (HP)	Max. H	Max. Flox	Size	N/W	Q (m³/h)	2	3	4	5	6	7
			m	(m³/h)	inch	Kg	Q (L/min)	H (m)	33	50	66	83	100
Torque 750	52,880.00	0.75	28	7	1.25" x 1"	10		27	25	22	19	15	10
Torque 1000	56,265.00	1	38	7	1.25" x 1"	10.5		36	33	30	26	20	14
Torque 1500	67,832.00	1.5	58	7	1.25" x 1"	12		53	50	45	40	33	24

Model	M.R.P	Power (HP)	Max. H	Max. Flox	Size	N/W	Q (m³/h)	4	6	8	10	12	14	16
			m	(m³/h)	inch	Kg	Q (L/min)	H (m)	66	100	133	166	200	233
TORQUE 16/40	58,445.00	0.4	13	16	1.50" x 1.25"	14		11	10	9	8	7	6	5
TORQUE 16/80	66,756.00	0.8	23	16	1.50" x 1.25"	15		22	20	19	18	13	11	8
TORQUE 16/125	84,195.00	1.2	33	16	1.50" x 1.25"	19		31	29	26	24	20	16	11
TORQUE 16/180	93,660.00	1.7	43	16	1.50" x 1.25"	20		41	39	37	33	28	23	17
TORQUE 16/275	1,23,790.00	2.5	53	16	1.50" x 1.25"	28		51	49	46.5	42	37	30	23



PRO 360⁰ CONTROLLER

Made In Germany

MRP :
₹. 3,708/-

TECHNICAL PARAMETER:

Rated voltage	220V	Electrical durability	1X10 ⁵
Rated power	2200W	Surge voltage	6kV(1.2/50μs)
Contact load	30A/277VAC	Use current	50/60 Hz
Switching voltage	277VAC	Maximum pressure	15Bar
Mechanical durability	1X10 ⁷		